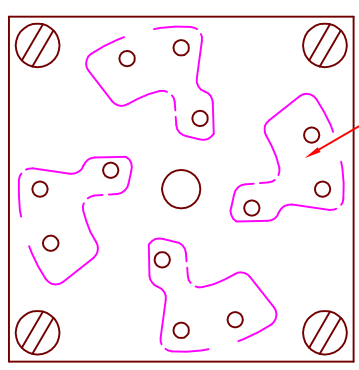
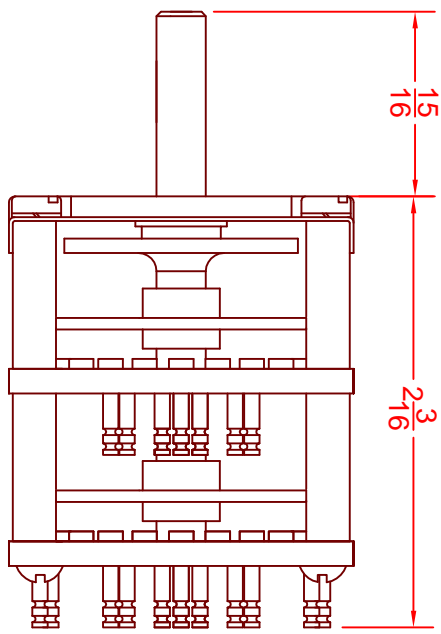
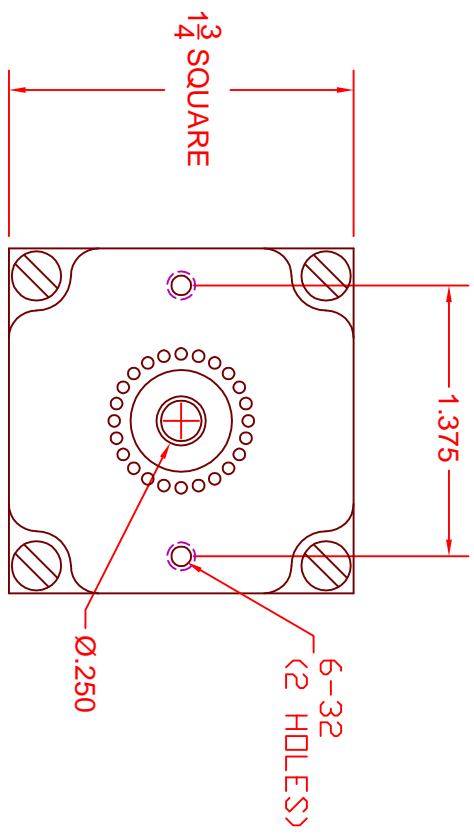


REVISIONS			
LTR	DESCRIPTION	DATE	APP'D
A	Ø.250 WAS Ø.125	5-31-17	PDD

DASHED LINES ARE FOR REFERENCE (INDICATE INDEPENDENT POLES)



DESCRIPTION

SHALLCO PART NUMBER: 242-CB-2  
 NUMBER OF DECKS: 2  
 NUMBER OF POLES PER DECK: 4  
 NUMBER OF POSITIONS: 2  
 DETENT: STANDARD  
 ANGLE BETWEEN CONTACTS: 22-1/2°

SWITCHING: NONSHORTING  
 CURRENT CARRYING CAPACITY: 10 AMPERES  
 CURRENT SWITCHING CAPACITY: 2 AMPERES  
 CONTACT RESISTANCE, INITIAL: 5 MILLIOHMS MAX.  
 CONTACT RESISTANCE, AFTER LIFE: 10 MILLIOHMS MAX.  
 INSULATION RESISTANCE: 50,000 MEGOHMS  
 DIELECTRIC WITHSTANDING VOLTAGE: 1500 VRMS  
 DIELECTRIC WITHSTANDING VOLTAGE, AFTER LIFE: 1000 VRMS  
 ROTATIONAL LIFE: 50,000 CYCLES (ONE CYCLE = ONE FULL CLOCKWISE AND ONE FULL COUNTER CLOCKWISE ROTATION)

DESCRIPTION

242-CB-2



308 COMPONENTS DRIVE  
 SMITHFIELD, NC 27577 USA

DRAWN	P.DORMAN	6-24-09
SCALE	1 = 1	
242-CB-2		
SHEET 1 OF 1		