

**SHALLCO SERIES 26**  
**Part Number: 26502B-2**



**General:**

Meets requirements for 1 - 25 ampere switching of resistive loads to .75 power factor at voltages to 600 V AC and 250 V DC resistive loads

**Electrical:**

- \* Ratings 25A/125 VAC
- 15A/600 VAC
- 20A/600 VAC (RES)
- 3A/125 VDC
- 1A/250 VDC



- \* Current carrying capacity: 25 amperes
- \* Dielectric Withstanding Voltage: 2200 Vrms
- \* Contact Resistance: Initial, 10 milliohms max.
- \* Insulation Resistance: 100 Megohms min., initial

**Mechanical:**

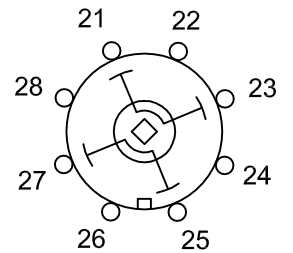
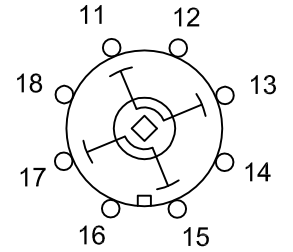
- \* Sections: 2
- \* Positions: 2 (stops installed)
- \* Circuit: See Contact Table and Stator Diagram
- \* Nonshorting Operation
- \* Indexing: 45° positive detent
- \* Rotational Life: 65,000 operations

**Materials and Finishes:**

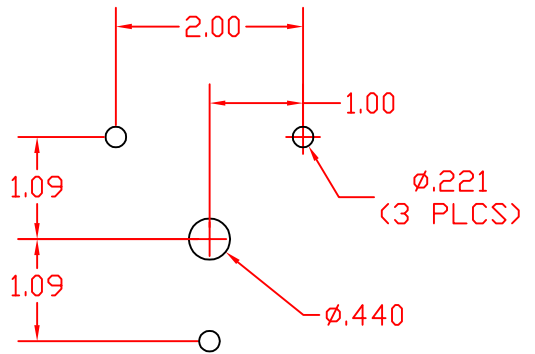
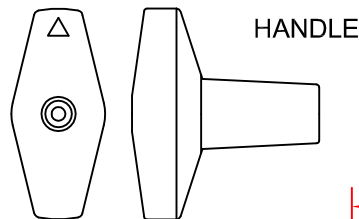
- \* Rotors and Stators: Thermoset Plastic, UL 94VO
- \* Rotor contacts: Phosphor bronze
- \* Stator contacts: Silver plated copper, screw type
- \* Terminal hardware: silver plated brass
- \* Exterior Metal: Steel with zinc chromate finish
- \* Knob: thermoset phenolic

**CONTACT TABLE**

DECK	CONTACTS	POS.	
		1	2
1	11-13	X	
	12-14		X
	15-17	X	
	16-18		X
2	21-23	X	
	22-24		X
	25-27	X	
	26-28		X



**STATOR DIAGRAM**



**MOUNTING HOLE DETAIL**

