

# SHALLCO SERIES 26 SWITCH



PART NUMBER: 2651D

## DESCRIPTION:

NUMBER OF DECKS: 4 ACTIVE  
NUMBER OF POSITIONS: 4  
EXTREME COUNTERCLOCKWISE POSITION  
IS LOCKABLE BY PULLING SHAFT OUTWARD  
POSITION 3 IS REST. WHEN SWITCH IS NOT  
IN THE "LOCKED" POSITION, SHAFT WILL  
RETURN TO THE REST POSITION  
SCHEMATIC: AS SHOWN IN TRUTH TABLE

HANDLE TYPE: D (PISTOL GRIP)

## RATINGS:

25A/120 VAC  
15A/600 VAC  
20A/600 VAC (RESISTIVE)  
3A/125 VDC  
1A/250 VDC

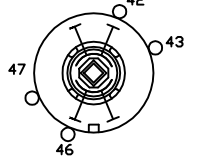
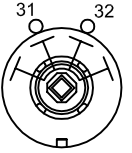
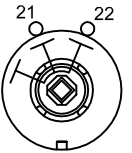
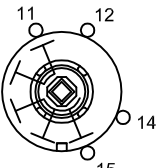


DIELECTRIC STRENGTH: 2200 VRMS

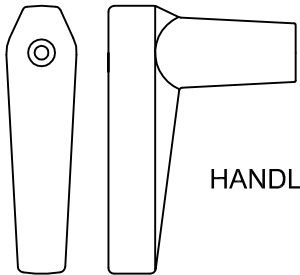
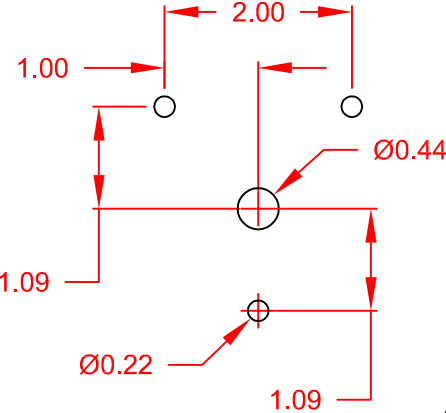
INSULATION RESISTANCE: 100 MEGOHMS  
MINIMUM INITIAL

CONTACT RESISTANCE: 10 MILLIOHMS INITIAL

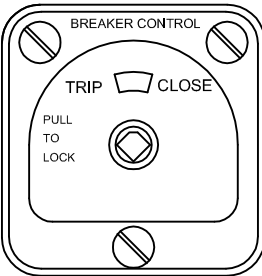
DECK	CONTACTS				POSITION				
					PULL-TL	TRIP	nat	nas	CLOSE
1	11	12	13	14					
	11	12	13	14					
2	21	22	23	24					
	21	22	23	24					
3	31	32	33	34					
	31	32	33	34					
4	42	43	44	45					
	42	43	44	45					



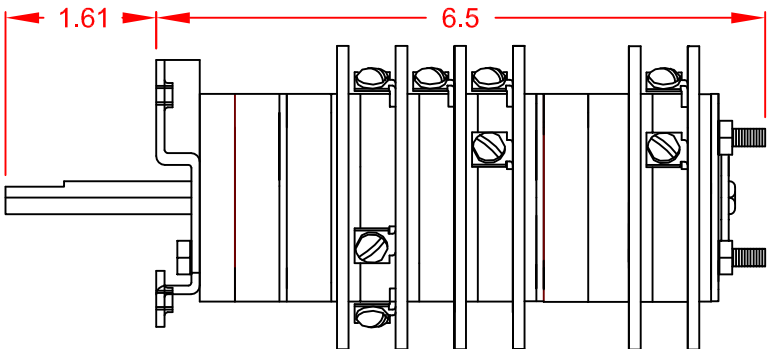
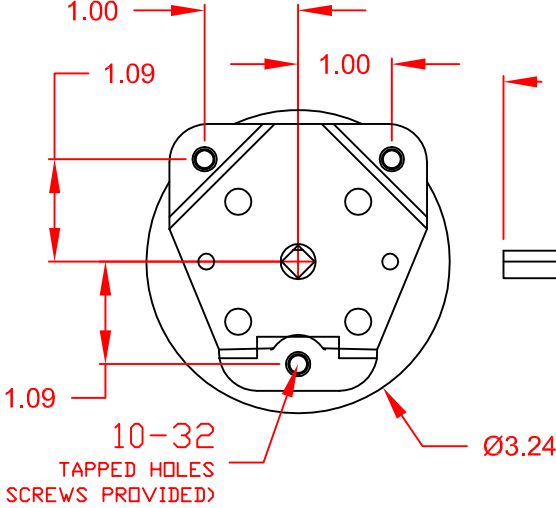
## MOUNTING HOLE DETAIL



HANDLE



ESCUTCHEON PLATE



308 COMPONENTS DRIVE  
SMITHFIELD, NC 27577 USA

2651D

REV A