

SHALLCO SERIES 16 SWITCH



PART NO: 16C4-B-6-B

NO. OF SECTIONS: 6

INDEXING: 45°

CIRCUIT: C (SEE TABLE)

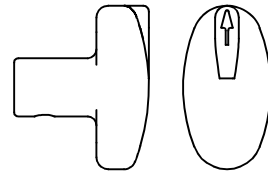
TYPE ACTION: NON-SHORTING

DETENT: STANDARD

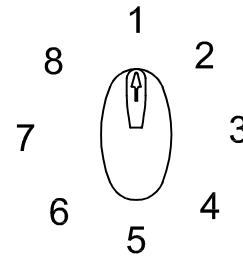
STOPS INSTALLED: NO

TERMINALS: SCREW TYPE, HARDWARE SUPPLIED

MOUNTING HARDWARE: SUPPLIED



HANDLE



ELECTRICAL RATINGS:

15 A @ 125 VAC

5 A @ 250 VAC

3 A @ 600 VAC

5 A @ 30 VDC

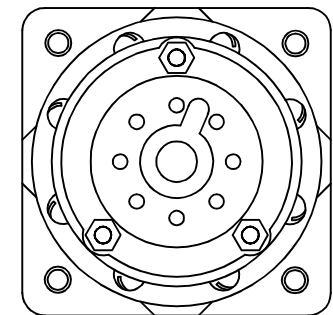
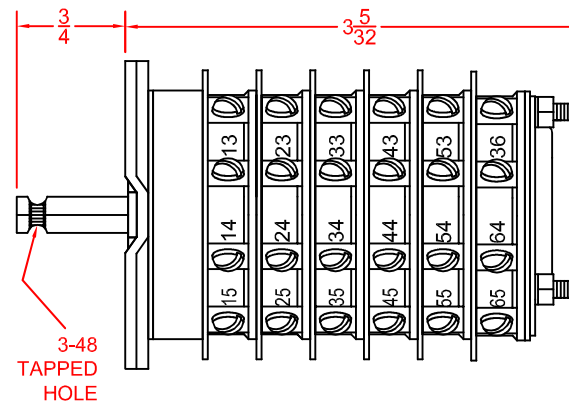
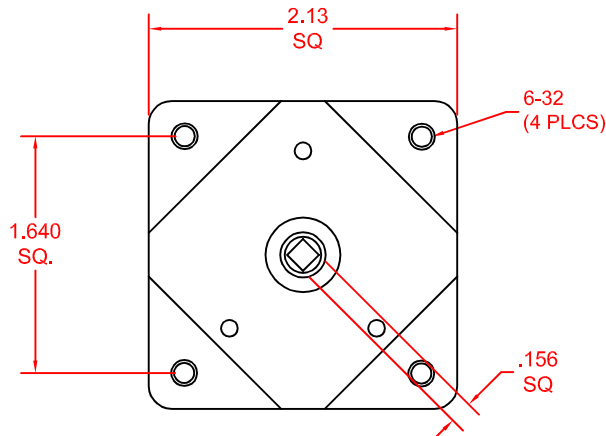
1 A @ 125 VDC



INDEX	CONTACTS	POSITION							
		1	2	3	4	5	6	7	8
1	11 12	X				X			
	12 13								
	13 14								
	14 15								
	15 16	X				X			
	16 17								
	17 18								
	18 11								
2	21 22	X				X			
	22 23								
	23 24								
	24 25								
	25 26	X				X			
	26 27								
	27 28								
	28 21								
3	31 32	X				X			
	32 33								
	33 34								
	34 35								
	35 36	X				X			
	36 37								
	37 38								
	38 31								

INDEX	CONTACTS	POSITION							
		1	2	3	4	5	6	7	8
4	41 42	X				X			
	42 43								
	43 44								
	44 45								
	45 46	X				X			
	46 47								
	47 48								
	48 41								
5	51 52	X				X			
	52 53								
	53 54								
	54 55								
	55 56	X				X			
	56 57								
	57 58								
	58 51								
6	61 62	X				X			
	62 63								
	63 64								
	64 65								
	65 66	X				X			
	66 67								
	67 68								
	68 61								

DIELECTRIC WITHSTANDING VOLTAGE: 1500 VRMS
 CONTACT RESISTANCE: 10 MILLIOHMS MAX. INITIAL
 INSULATION RESISTANCE: 1000 MEGHOHMS, INITIAL



DESCRIPTION

16C4-B-6-B

REV -



308 COMPONENTS DRIVE
 SMITHFIELD, NC 27577 USA