

ITEM	QTY	DESCRIPTION	PART NUMBER
1	1	MTG. PLT	A-14044-10-1
2	4	STUDS	A-14044-15-9
3	1	SHAFT	A-14044-23-9
4	1	PIN	A-14044-41-4
5	1	DETENT ASSY	A-14044-108-1
6	4	DETENT BALLS	A-14044-52
7	2	SPRING	A-14044-43-3
8	2	SPRING	A-14044-43-2
9	1	BARRIER	A-14044-1
10	9	STATOR, BLANK	A-14044-2
11	72	CONTACT, NS	A-14044-62-2
12	9	FILLER, RING	A-14044-5
13	9	ROTOR, ASSY	A-14044-102-2
14	1	BARRIER, MARKED	A-14044-110-1
15	1 EA	THRU	-110-9
16	1	STOP TAB	A-14044-11
17	1	STOP PLATE, ADJ	A-14044-32
18	8	LOCKWASHERS	A-14044-55-1
19	8	NUTS, 10-32	A-14044-56-1
20	4	FLAT WASHERS	237-58000
21	1	TERM. SCR KIT	A-14044-112-72
22	1	MTG. HRDWR KIT	A-14044-113-1
23	1	STOP SCREW KIT	A-14044-116-1
24	1	KNOB KIT	A-14044-114-1
25	1	UL LABEL	A-14044-67
26	AR	GLYPTAL	
27			

PART NO: 26209BS

NO. SECTIONS: 9

CIRCUIT: 2

TYPE ACTION: SHORTING
 DETENTS: STANDARD
 INSTALL STOPS: NO
 ESCUTCHEON PLATE: NO

NOTE: CONTACT ASSY IS
 VIEWED FROM FRONT OF
 SWITCH.

LUBRICATE CONTACTS,
 WIPERS, AND BEARINGS
 SURFACES WITH AEROSHELL
 #7 GREASE

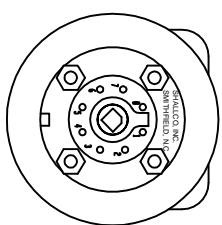
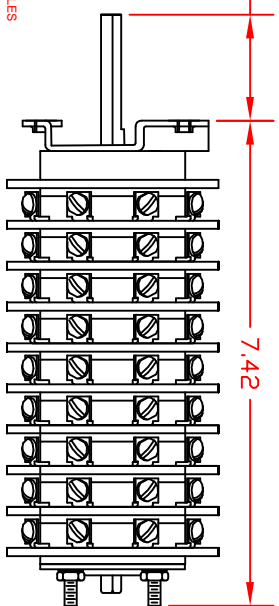
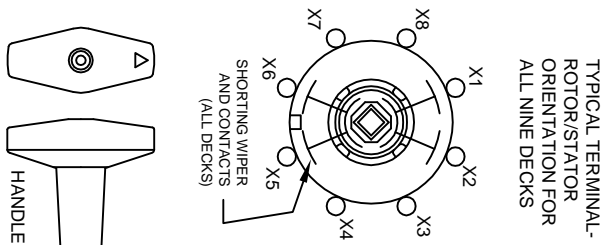
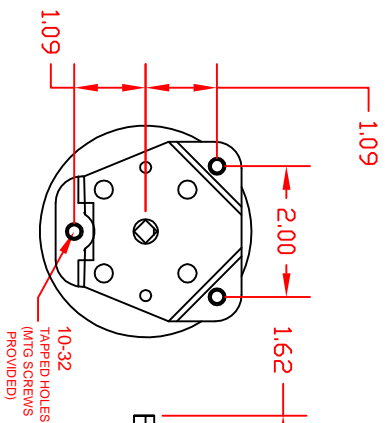
LABEL SWITCH WITH PART
 NUMBER AND DATE CODE

REV	DESCRIPTION	DATE	APP'D

CONTACT TABLE

DECK	CONTACTS	POSITION
1	11-11	1, 2, 3, 4, 5, 6, 7, 8
2	12-12	1, 2, 3, 4, 5, 6, 7, 8
3	13-13	1, 2, 3, 4, 5, 6, 7, 8
4	14-14	1, 2, 3, 4, 5, 6, 7, 8

DECK	CONTACTS	POSITION
5	15-15	1, 2, 3, 4, 5, 6, 7, 8
6	16-16	1, 2, 3, 4, 5, 6, 7, 8
7	17-17	1, 2, 3, 4, 5, 6, 7, 8
8	18-18	1, 2, 3, 4, 5, 6, 7, 8
9	19-19	1, 2, 3, 4, 5, 6, 7, 8



UNLESS OTHERWISE SPECIFIED
 DIMENSIONS ARE IN INCHES

TOLERANCES
 FRACTIONS
 ± 1/32
 DECIMALS
 .XX ± .03
 .XXX ± .010
 ANGLES ± 1°

DESCRIPTION	MATERIAL	FINISH
BOM 26209BS	SEE ABOVE	SEE ABOVE

DRAWN	P.DORMAN	7-3-15
CHECKED	P.DORMAN	7-3-15
APPROVED	P.DORMAN	7-3-15
SCALE	.5X	
A	26209BS	