

PART NUMBER 3A07-2

GENERAL: MEETS THE REQUIREMENTS FOR 10 TO 30 AMPERES OF SWITCHING OF RESISTIVE LOADS TO .75 POWER FACTOR AT VOLTAGES TO 480 VAC AND 250 VDC

ELECTRICAL:

VOLTAGE: 600 VAC, 250 VDC
 CARRYING CAPACITY: 45 AMPERES SWITCHING CAPACITY: UP TO 30 AMPERES
 DIELECTRIC WITHSTANDING VOLTAGE: 2500 VRMS INITIAL
 CONTACT RESISTANCE: 10 MILLIOHMS MAX. (4 MILLIOHMS AVERAGE)
 INSULATION RESISTANCE: 1000 MEGHOHMS MIN. INITIAL

MECHANICAL:

POLES: 7 POSITIONS: 2 (OFF - ON)
 INDEXING: 90° CONTACTS: BREAK BEFORE MAKE
 TERMINAL TYPE: SCREW CONSTRUCTION: CLOSED

SUPPLIED WITH MOUNTING HARDWARE, TERMINAL SCREWS, AND KNOB

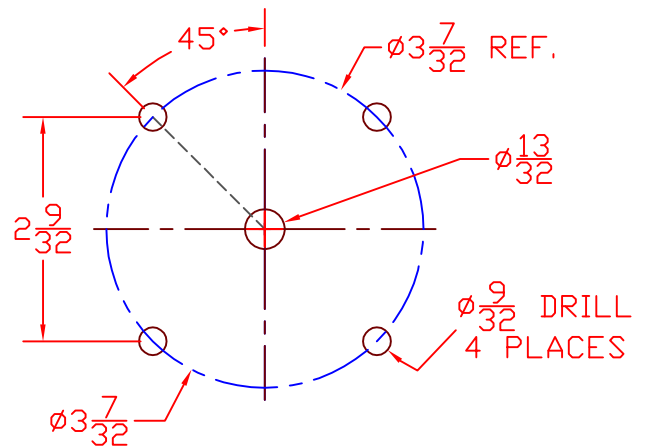
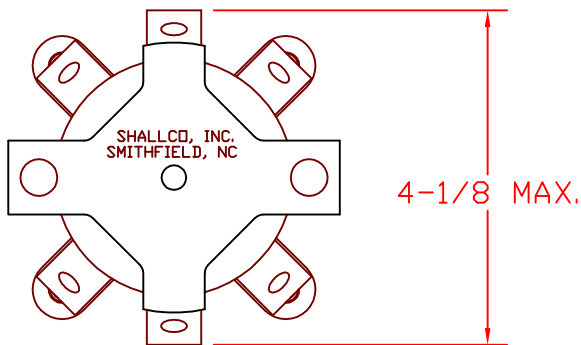
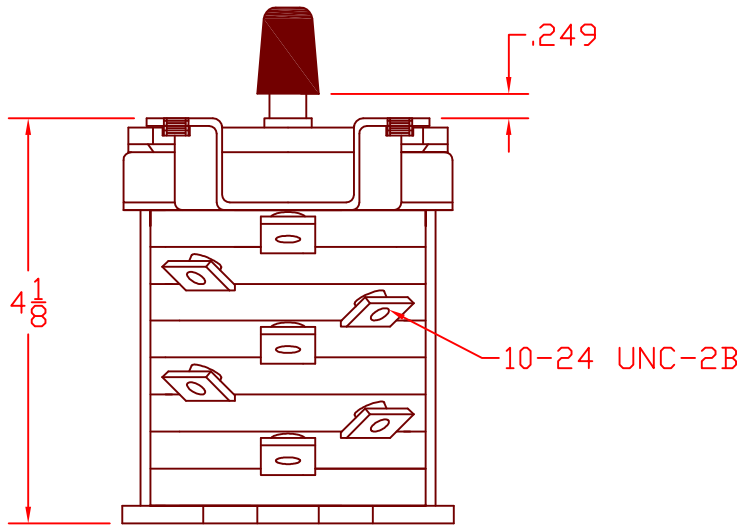
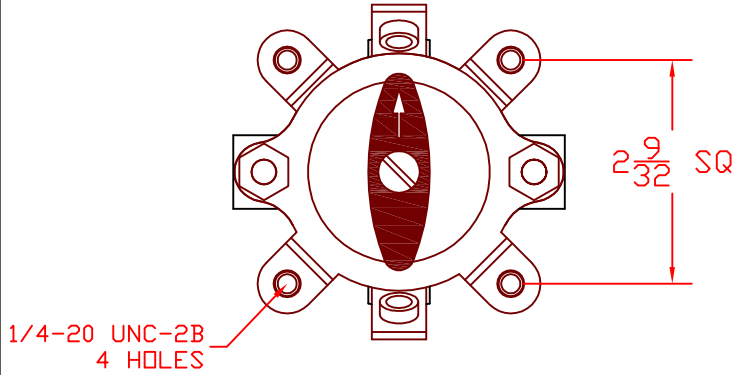
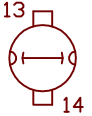
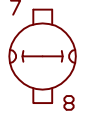
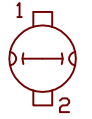
KNOB

OFF



ON

CIRCUIT



MOUNTING HOLE DETAIL

DESCRIPTION

3A07-2



308 COMPONENTS DRIVE
 SMITHFIELD, NC 27577 USA