



**SHALCO**

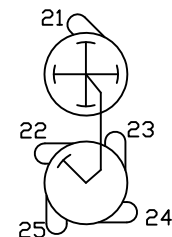
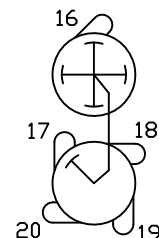
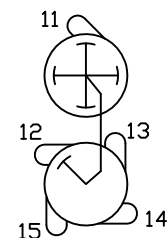
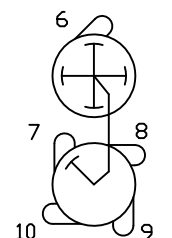
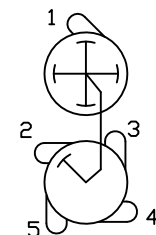
16A @ 250 VAC      16A @ 250 VDC  
7.5A @ 600 VAC  
4 HP @ 240 VAC

INSULATION RESISTANCE: 1000 MEGOHMS MIN. INITIAL

CONSTRUCTION: CLOSED

Diagram of a 4-way rotary switch. The switch has four positions labeled 1, 2, 3, and 4. Position 1 is at the top, 2 on the right, 3 at the bottom, and 4 on the left. A green circle highlights the contact in position 1.

BLANK



1F05-4



308 COMPONENTS DRIVE  
SMITHFIELD, NC 27577 USA