

PART NUMBER: 1F02-4



ELECTRICAL:

RATINGS (UL):

16A @ 250 VAC 16A @ 250 VDC

7.5A @ 600 VAC

3/4 HP @ 240 VAC



VOLTAGE: 600 VAC, 250 VDC

SWITCHING CAPACITY: UP TO 16 AMPERES

DIELECTRIC WITHSTANDING VOLTAGE: 2500 VRMS INITIAL

CONTACT RESISTANCE: 10 MILLIOHMS MAX. (4 MILLIOHMS AVERAGE)

INSULATION RESISTANCE: 1000 MEGHOHMS MIN. INITIAL

MECHANICAL:

POLES: 2

POSITIONS: 4 (ON-ON-ON-ON)

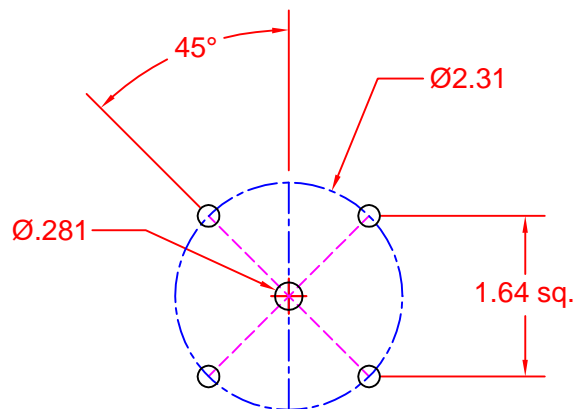
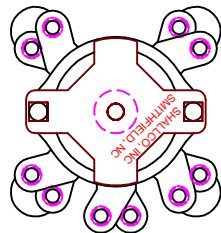
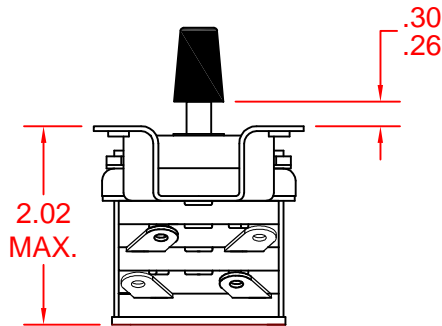
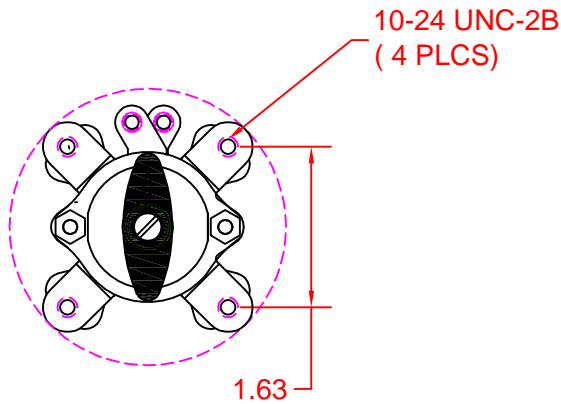
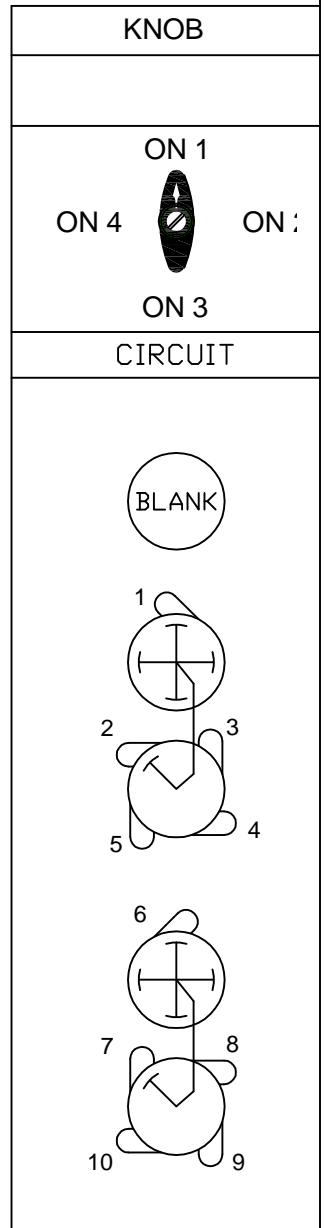
INDEXING: 90°

CONTACTS: BREAK BEFORE MAKE

TERMINAL TYPE: SCREW CONSTRUCTION: CLOSED

SWITCHING: NON-SHORTING

SUPPLIED WITH TERMINAL SCREWS AND KNOB



DESCRIPTION

1F02-4

REV. A



308 COMPONENTS DRIVE  
SMITHFIELD, NC 27577 USA