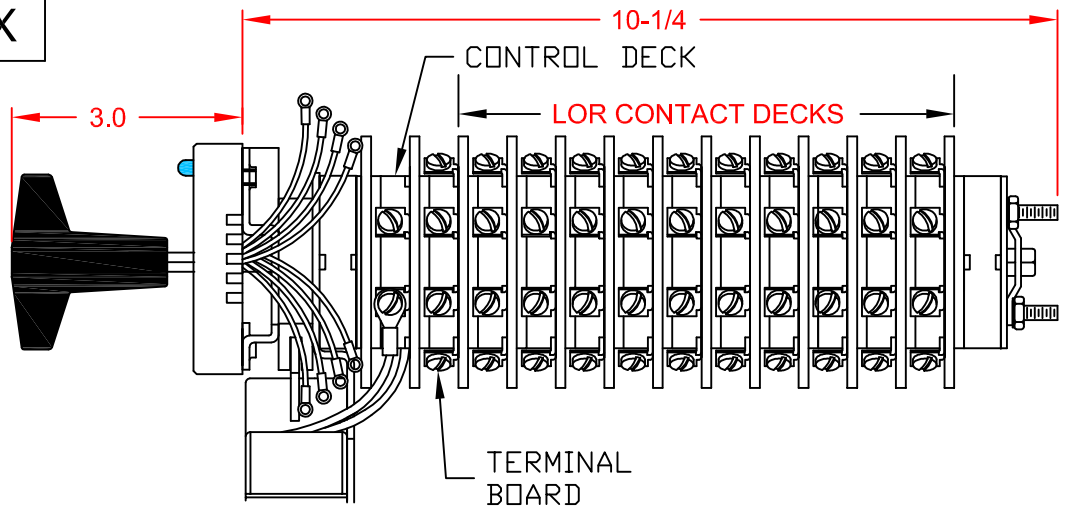
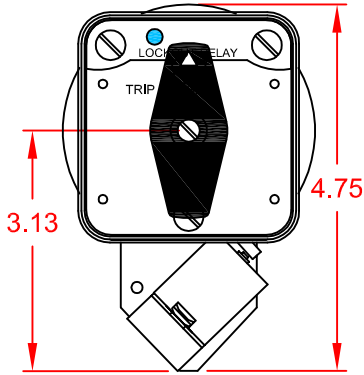


7610D 125VDCEXX



SPECIFICATIONS:

NO. OF POSITIONS: 2, TRIP AND RESET

NO. OF SECTIONS: 10

CONTACTS: 2 NORMALLY OPEN
2 NORMALLY CLOSED
PER DECK

ACTION: 45° POSITIVE TRIP DETENT

STATIONARY CONTACTS : SILVER OVER COPPER

NAMEPLATE: AS SHOWN

COIL SPECIFICATIONS:

OPERATING VOLTAGE: 125 VDC

THRESHOLD VOLTAGE: 16 VDC

OPERATING RANGE: 30 - 140 VDC

CURRENT AT RATED VOLTAGE: 4.6

ELECTRICAL RATINGS:

25A/120 VAC

15A/600 VAC

20A/600 VAC (RESISTIVE)

3A/125 VDC

1A/250 VDC



OVERLOAD CURRENT

(50 OPERATIONS):

95 A/120 VAC

65 A/240 VAC

35 A/600 VAC

DIELECTRIC STRENGTH:

2200 VRMS

INSULATION RESISTANCE:

100 MEGOHMS INITIAL

CONTACT RESISTANCE:

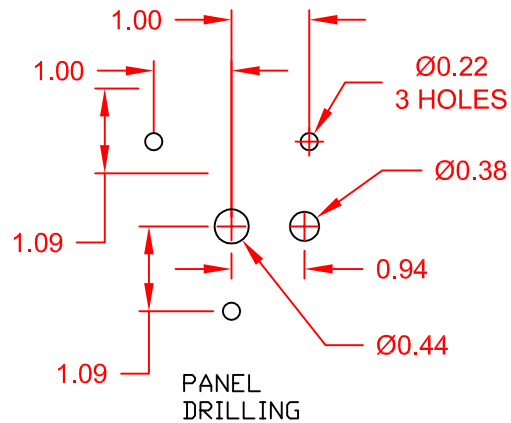
10 MILLIOHMS MAX. INITIAL

CUSTOMER INFORMATION::

TERMINAL SCREW TIGHTENING TORQUE: : 8 IN-LBS.

DECK	CONTACTS	POSITION	
		TRIP	RESET
1	11 - 13		
	12 - 18	X	X
	15 - 17		
	16 - 14	X	X
2	21 - 23		
	22 - 28	X	X
	25 - 27		
3	26 - 24	X	X
	31 - 33		
	32 - 38	X	X
4	35 - 37		
	36 - 34	X	X
	41 - 43		
	42 - 48	X	X
5	45 - 47		
	46 - 44	X	X
	51 - 53		
	52 - 58	X	X
6	55 - 57		
	56 - 54	X	X

DECK	CONTACTS	POSITION	
		TRIP	RESET
6	61 - 63		
	62 - 68	X	X
	65 - 67		
	66 - 64	X	X
7	71 - 73		
	72 - 78	X	X
	75 - 77		
	76 - 74	X	X
8	81 - 83		
	82 - 88	X	X
	85 - 87		
	86 - 84	X	X
9	91 - 93		
	92 - 98	X	X
	95 - 97		
	96 - 94	X	X
10	101 - 103		
	102 - 108	X	X
	105 - 107		
	106 - 104	X	X

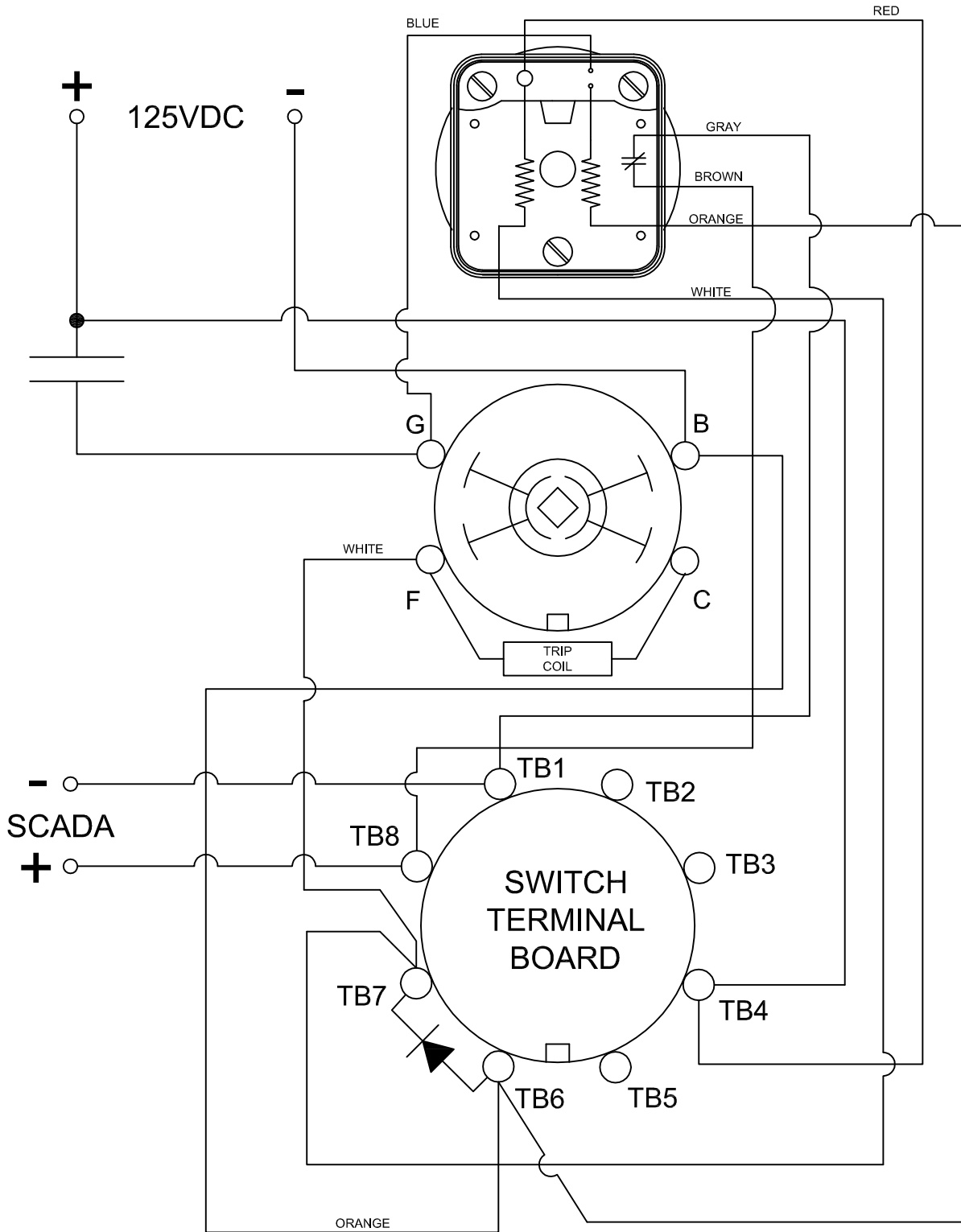


PART NUMBER

7610D 125VDCEXX



308 COMPONENTS DRIVE
SMITHFIELD, NC 27577 USA



PART NUMBER

7610D 125VDCEXX

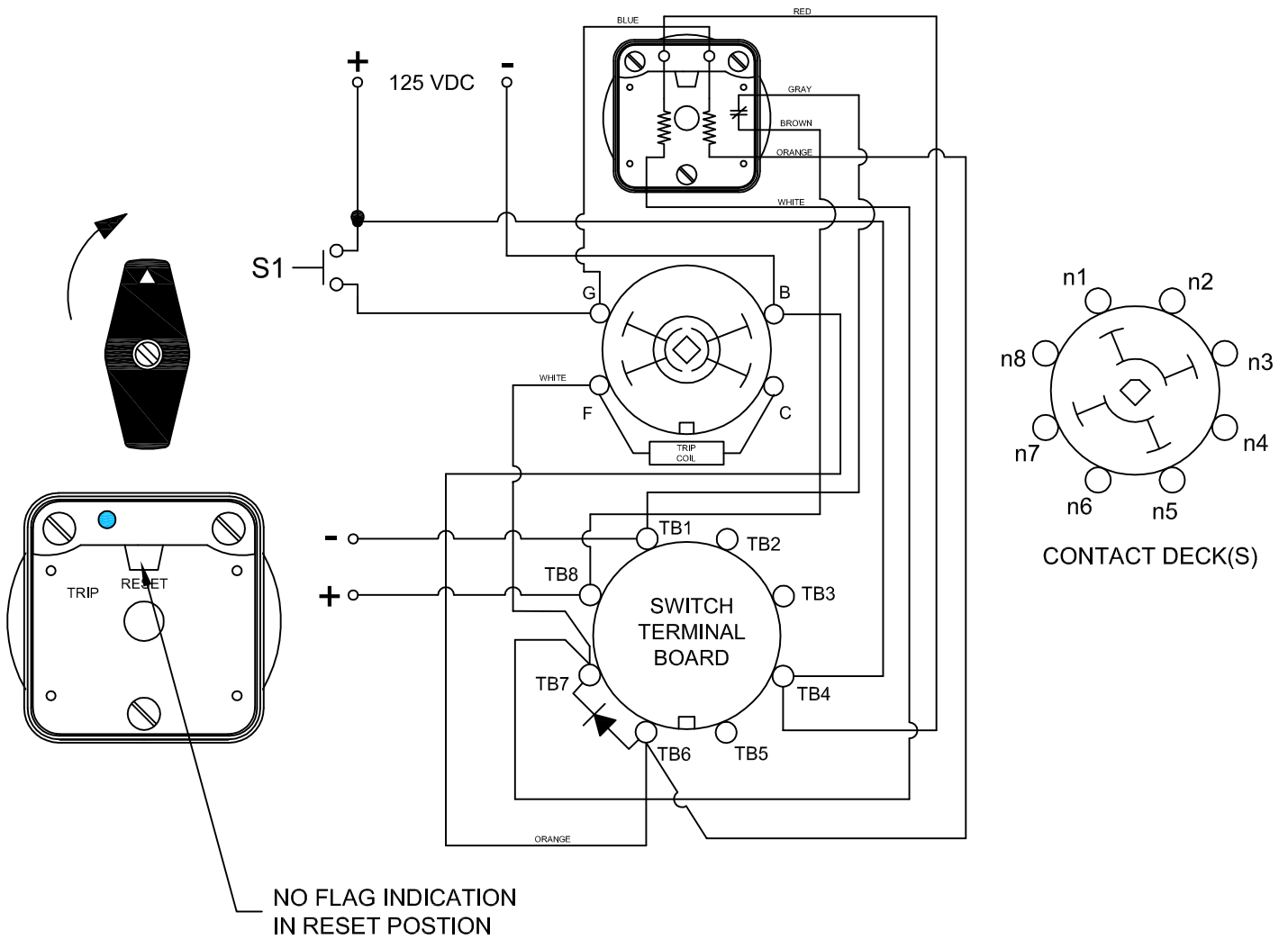
LOCK-OUT RELAYS (LOR)

GENERAL OPERATION:

THE HANDLE OF THE LOR MUST BE MANUALLY ROTATED CLOCKWISE TO PLACE THE UNIT IN THE "RESET" POSITION (SEE FIGURE A)

CONDITION #1		RESULT	
ROTOR	RESET (AS SHOWN)	LEFT LED	ON
SWITCH 1 (S1)	OPEN	SCADA CIRCUIT (TRIP COIL MONITOR)	OPEN

FIGURE A - RESET POSITION



PART NUMBER

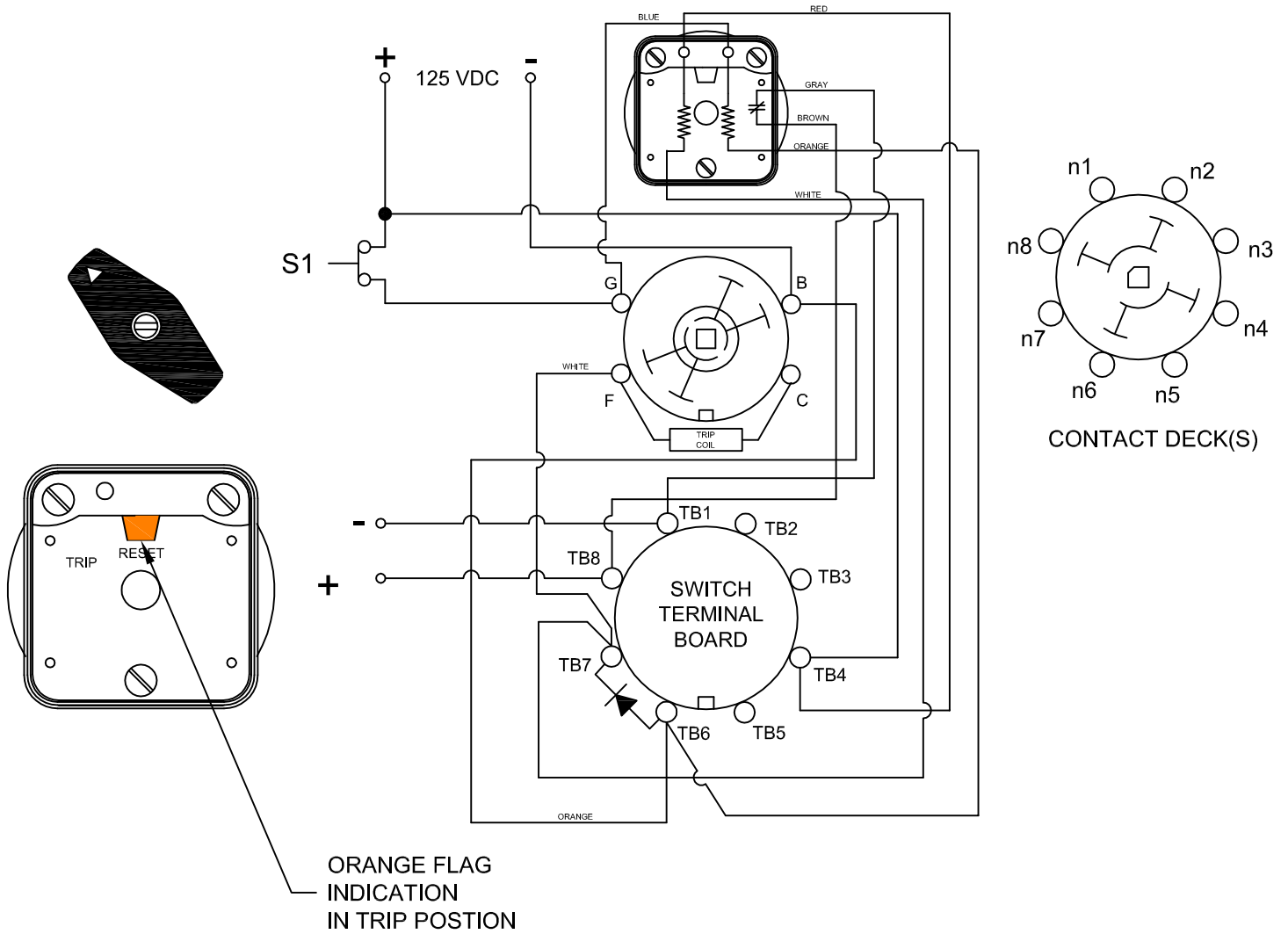
7610D 125VDCEXX

CONDITION #2	
ROTOR	TRIP (AS SHOWN)
SWITCH 1 (S1)	CLOSED

RESULT	
LEFT LED	OFF
SCADA SWITCH	CLOSED

WHEN S1 CLOSES, THE COIL CAUSES A MECHANICAL ROTATION OF THE RELAY RESULTING IN THE SWITCH ROTOR ADVANCE TO THE "TRIP" POSITION SHOWN

FIGURE B - TRIP POSITION



PART NUMBER
7610D 125VDCEXX

AN ISO 9001 COMPANY

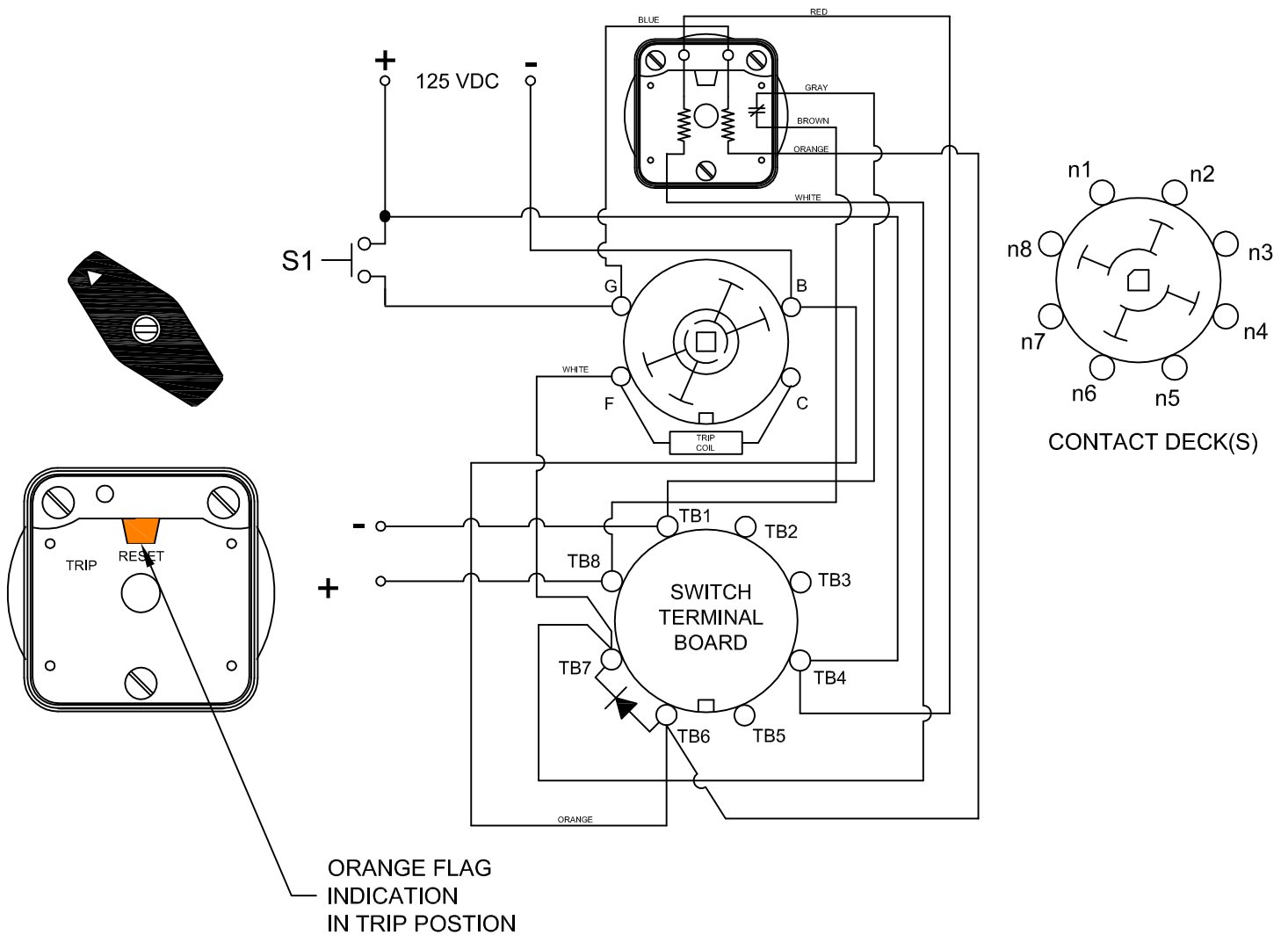
308 COMPONENTS DRIVE
 SMITHFIELD, NC 27577 USA

CONDITION #2	
ROTOR	TRIP (AS SHOWN)
SWITCH 1 (S1)	OPEN

RESULT	
LEFT LED	OFF
SCADA SWITCH	CLOSED

WHEN S1 OPENS, THE RELAY REMAINS TRIPPED, THE LEFT LED REMAINS OFF AND THE SCADA CIRCUIT REMAINS CLOSED UNTIL THE SHAFT IS ROTATED BACK INTO THE "RESET" POSITION.

FIGURE B - TRIP POSITION



PART NUMBER

7610D 125VDCEXX