

SHALLCO SERIES 26

Part Number: 2627D MOTOR CONTROL

General:

Meets requirements for 1 - 25 ampere switching of resistive loads to .75 power factor at voltages to 600 V AC and 250 V DC resistive loads

Electrical:

* Ratings:

- 25A/120 VAC
- 15A/600 VAC
- 20A/600 VAC (RESISTIVE)
- 3A/125 VDC
- 1A/250 VDC



- * Current carrying capacity: 25 amperes
- * Dielectric Withstanding Voltage: 2200 Vrms
- * Contact Resistance: Initial, 10 milliohms max.
- * Insulation Resistance: 100 Megohms min., initial

Mechanical:

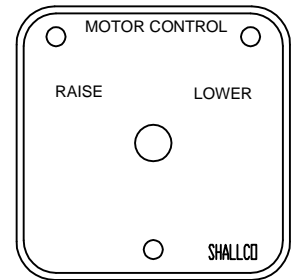
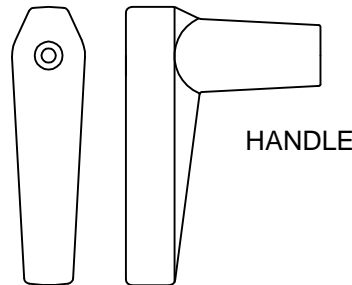
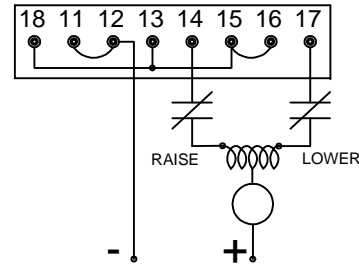
- * Sections: 1
- * Positions: 2, Spring Return to Center (Off)
- * Indexing: 45°
- * Rotational Life: 65,000 operations

Materials and Finishes:

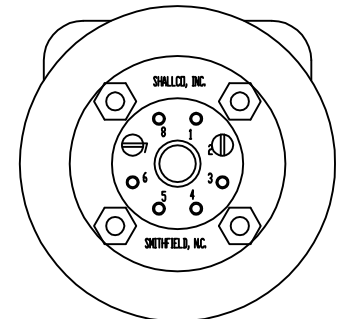
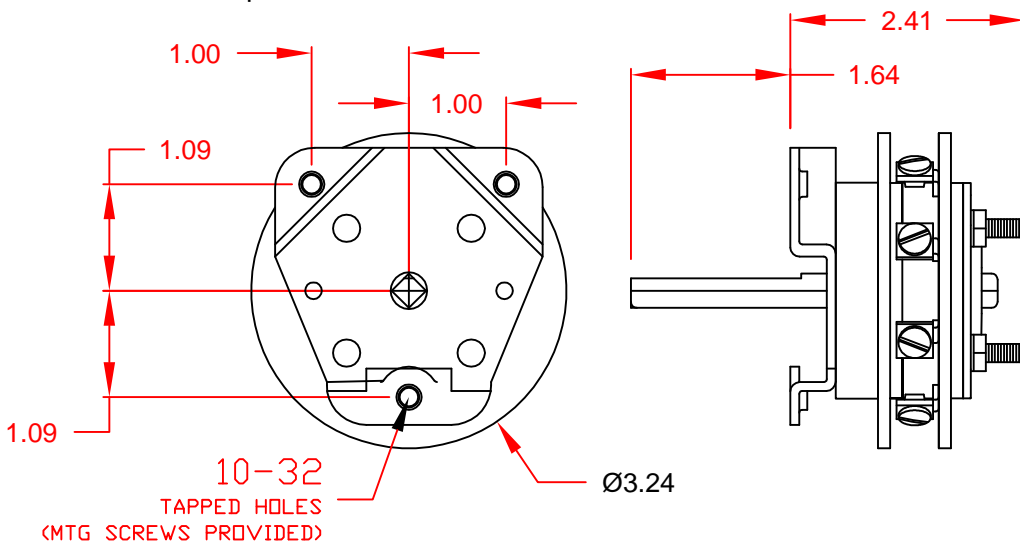
- * Rotors and Stators: Thermoset Plastic, UL 94VO
- * Rotor contacts: Phosphor bronze
- * Stator contacts: Silver plated copper, screw type
- * Terminal hardware: silver plated brass
- * Exterior Metal: Steel with zinc chromate finish
- * Knob: thermoset phenolic

DECK	CONTACTS	POS.		
		RAISE	normal	LOWER
1	11-12 	X		
	15-16 	X		X

Contacts 11-12 & 15-16 connected internally in Normal Position



ESCUTCHEON PLATE



DESCRIPTION

2627D

REV -