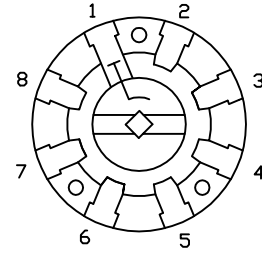


SHALLCO SERIES 16 SWITCH



PART NO: 16A4-B-8-B

NO. OF SECTIONS: 8
 INDEXING: 45°
 CIRCUIT: A (SEE SCHEMATIC)
 TYPE ACTION: NON-SHORTING
 DETENT: STANDARD
 STOPS INSTALLED: NO
 TERMINALS: SCREW TYPE, HARDWARE SUPPLIED
 PHENOLIC POINTER KNOB: SUPPLIED
 MOUNTING HARDWARE: SUPPLIED



ROTOR/STATOR DIAGRAM

ELECTRICAL RATINGS:

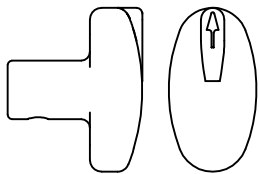
- 15 A @ 125 VAC
- 5 A @ 250 VAC
- 3 A @ 600 VAC
- 5 A @ 30 VDC
- 1 A @ 125 VDC



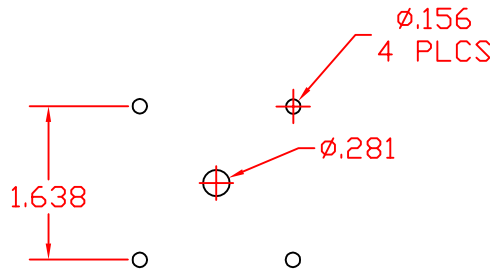
CIRCUIT "A"
 TYPICAL FOR
 ALL 8 DECKS

DIELECTRIC WITHSTANDING VOLTAGE: 1500 VRMS
 CONTACT RESISTANCE: 10 MILLIOHMS MAX. INITIAL
 INSULATION RESISTANCE: 1000 MEGHOHMS, INITIAL

CONTACTS	POSITION							
	1	2	3	4	5	6	7	8
1								
2								
3								
4								
5								
6								
7								
8								

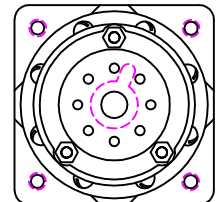
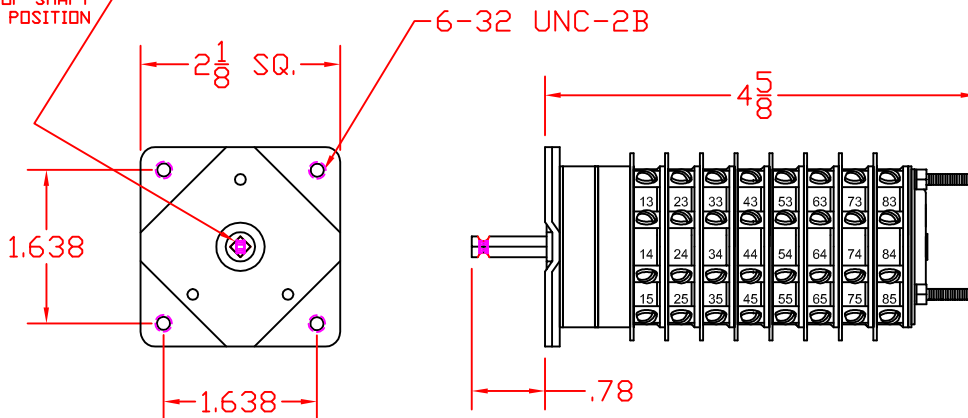


KNOB



MOUNTING DIMENSIONS

SCRIBED LINE ON THIS SIDE OF SHAFT IN NUMBER 1 POSITION



DESCRIPTION

16A4-B-8-B



308 COMPONENTS DRIVE
 SMITHFIELD, NC 27577 USA