

# SHALLCO SERIES 16 SWITCH



PART NO: 16A4-B-3-A

NO. OF SECTIONS: 3  
 INDEXING: 45°  
 CIRCUIT: A (SEE CONTACT TABLE)

ELECTRICAL RATINGS:  
 15 A @ 125 VAC  
 5 A @ 250 VAC  
 3 A @ 600 VAC  
 5 A @ 30 VDC  
 1 A @ 125 VDC

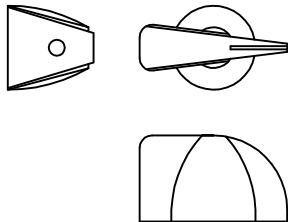


## SCHEMATIC DIAGRAM

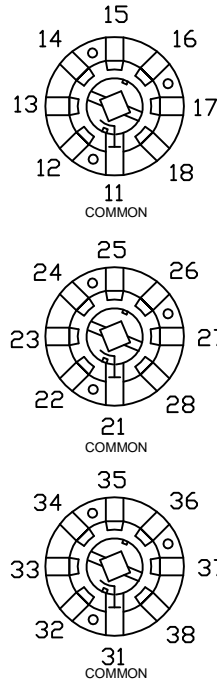
CIRCUIT "A"

COMMON LOCATED AT TERMINALS  
 11 21, 31, FOR DECKS 1 THRU 3  
 RESPECTIVELY (SWITCH SHOWN IN  
 THE "OFF" POSITION)

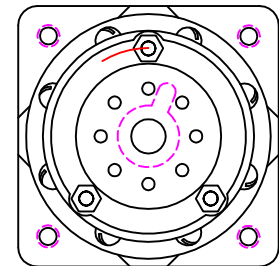
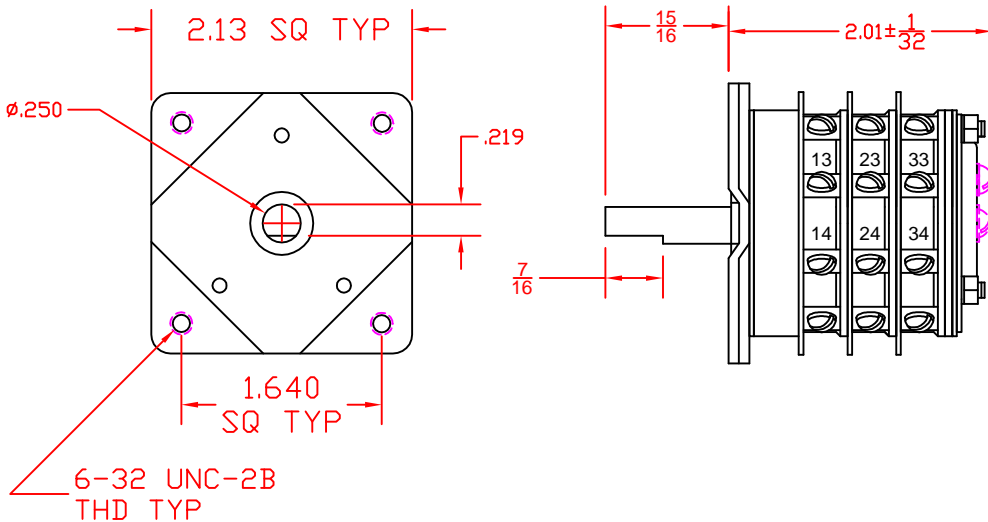
DIELECTRIC WITHSTANDING VOLTAGE: 1500 VRMS  
 CONTACT RESISTANCE: 10 MILLIOHMS MAX. INITIAL  
 INSULATION RESISTANCE: 1000 MEGHOHMS, INITIAL  
 TYPE ACTION: NONSHORTING  
 DETENT: STANDARD  
 STOPS INSTALLED: NO  
 TERMINALS: SCREW TYPE, HARDWARE SUPPLIED  
 PHENOLIC POINTER KNOB: SUPPLIED  
 MOUNTING HARDWARE: SUPPLIED



SUPPLIED WITH  
 POINTER KNOB



DECK	CONTACTS	POSITION								
		1	2	3	4	5	6	7	8	
1	12									
	13									
	14									
	15									
	16									
	17									
	18									
	19									
2	22									
	23									
	24									
	25									
	26									
	27									
	28									
	29									
3	32									
	33									
	34									
	35									
	36									
	37									
	38									
	39									



DESCRIPTION

16A4-B-3-A



308 COMPONENTS DRIVE  
 SMITHFIELD, NC 27577 USA