

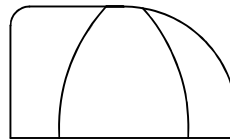
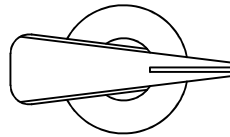
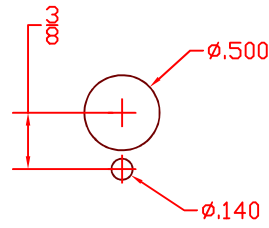
SHALLCO SERIES 16 SWITCH
 PART NO: 16C1-M-7
 NO. OF SECTIONS: 7
 INDEXING: 45°
 CIRCUIT: A (SEE SCHEMATIC)
 TYPE ACTION: SHORTING
 DETENT: STANDARD
 STOPS INSTALLED: NO
 TERMINALS: SCREW TYPE, HARDWARE SUPPLIED
 PHENOLIC POINTER KNOB: SUPPLIED
 MOUNTING HARDWARE: SUPPLIED

ELECTRICAL RATINGS:
 15 A @ 125 VAC
 5 A @ 250 VAC
 3 A @ 600 VAC
 5 A @ 30 VDC
 1 A @ 125 VDC



DIELECTRIC WITHSTANDING VOLTAGE: 1500 VRMS
 CONTACT RESISTANCE: 10 MILLIOHMS MAX. INITIAL
 INSULATION RESISTANCE: 1000 MEGOHMS, INITIAL

MOUNTING DIMENSIONS

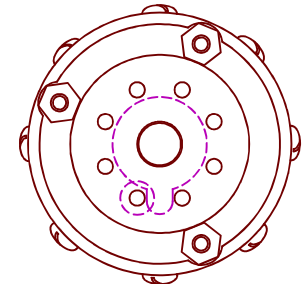
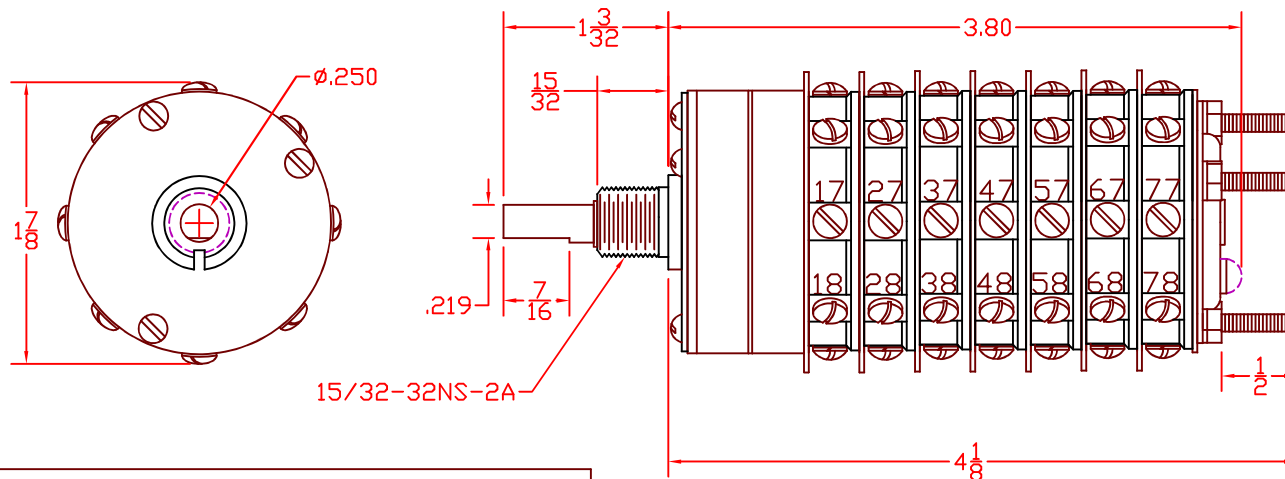


POINTER STYLE
 KNOB SUPPLIED

CONTACT TABLE

DECK	CONTACTS	POSITION							
		1	2	3	4	5	6	7	8
1	11 12	X				X			
	12 13		X						
	13 14			X					
	14 15				X				
	15 16	X				X			
	16 17		X				X		
	17 18			X				X	
	18 19				X				X
2	21 22	X				X			
	22 23		X						
	23 24			X					
	24 25				X				
	25 26	X				X			
	26 27		X				X		
	27 28			X				X	
	28 29				X				X
3	31 32	X				X			
	32 33		X						
	33 34			X					
	34 35				X				
	35 36	X				X			
	36 37		X				X		
	37 38			X				X	
	38 39				X				X
4	41 42	X				X			
	42 43		X						
	43 44			X					
	44 45				X				
	45 46	X				X			
	46 47		X				X		
	47 48			X				X	
	48 49				X				X

DECK	CONTACTS	POSITION							
		1	2	3	4	5	6	7	8
5	51 52	X				X			
	52 53		X						
	53 54			X					
	54 55				X				
	55 56	X				X			
	56 57		X				X		
	57 58			X				X	
	58 59				X				X
6	61 62	X				X			
	62 63		X						
	63 64			X					
	64 65				X				
	65 66	X				X			
	66 67		X				X		
	67 68			X				X	
	68 69				X				X
7	71 72	X				X			
	72 73		X						
	73 74			X					
	74 75				X				
	75 76	X				X			
	76 77		X				X		
	77 78			X				X	
	78 79				X				X



DESCRIPTION

16C1-M-7