


SHALLCO SERIES 16 SWITCH  
 PART NO: 16A4-B-2-C  
 NO. OF SECTIONS: 2  
 INDEXING: 45°  
 CIRCUIT: C (SEE TRUTH TABLE)  
 TYPE ACTION: NONSHORTING  
 DETENT: STANDARD  
 STOPS INSTALLED: NO  
 TERMINALS: SCREW TYPE, HARDWARE SUPPLIED  
 PHENOLIC POINTER KNOB: SUPPLIED  
 MOUNTING HARDWARE: SUPPLIED



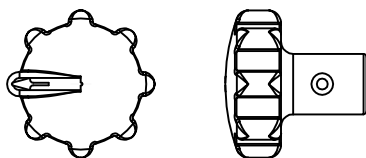
ELECTRICAL RATINGS:

- 15 A @ 125 VAC
- 5 A @ 250 VAC
- 3 A @ 600 VAC
- 5 A @ 30 VDC
- 1 A @ 125 VDC



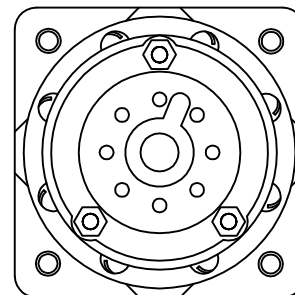
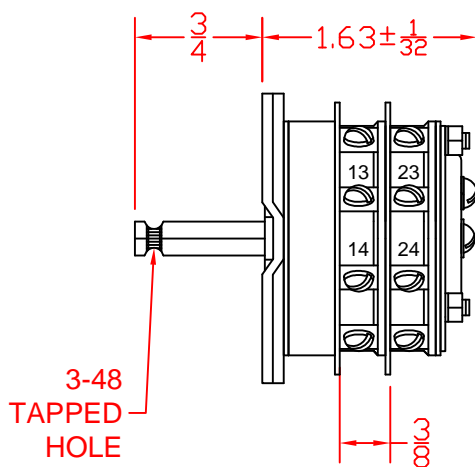
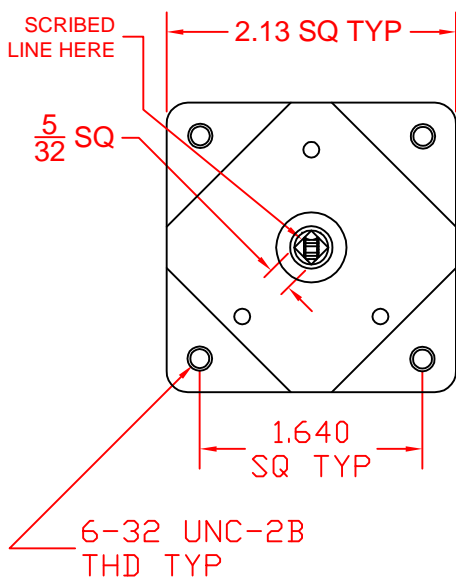
DIELECTRIC WITHSTANDING VOLTAGE: 1500 VRMS  
 CONTACT RESISTANCE: 10 MILLIOHMS MAX. INITIAL  
 INSULATION RESISTANCE: 1000 MEGHOHMS, INITIAL

| DECK | CONTACTS | POSITION |   |   |   |   |   |   |   |
|------|----------|----------|---|---|---|---|---|---|---|
|      |          | 1        | 2 | 3 | 4 | 5 | 6 | 7 | 8 |
| 1    | 11       |          |   |   |   |   |   |   |   |
|      | 12       | X        |   |   |   |   |   |   |   |
|      | 13       |          | X |   |   |   |   |   |   |
|      | 14       |          |   | X |   |   |   |   |   |
|      | 15       |          |   |   | X |   |   |   |   |
|      | 16       |          |   |   |   | X |   |   |   |
|      | 17       |          |   |   |   |   | X |   |   |
| 18   |          |          |   |   |   |   | X |   |   |
| 2    | 21       |          |   |   |   |   |   |   |   |
|      | 22       | X        |   |   |   |   |   |   |   |
|      | 23       |          | X |   |   |   |   |   |   |
|      | 24       |          |   | X |   |   |   |   |   |
|      | 25       |          |   |   | X |   |   |   |   |
|      | 26       |          |   |   |   | X |   |   |   |
|      | 27       |          |   |   |   |   | X |   |   |
| 28   |          |          |   |   |   |   | X |   |   |



SUPPLIED WITH  
 ROUND KNOB KIT

"X" DENOTES  
 CONTACT CLOSURE



DESCRIPTION

16A4-B-2-C



308 COMPONENTS DRIVE  
 SMITHFIELD, NC 27577 USA

REV A