

SHALLCO SERIES 16 SWITCH
 PART NO: 16C1-B-1
 NO. OF SECTIONS: 1
 INDEXING: 45°
 CIRCUIT: B (SEE SCHEMATIC)
 TYPE ACTION: NONSHORTING
 DETENT: STANDARD
 STOPS INSTALLED: NO
 TERMINALS: SCREW TYPE, HARDWARE SUPPLIED
 PHENOLIC POINTER KNOB: SUPPLIED
 MOUNTING HARDWARE: SUPPLIED

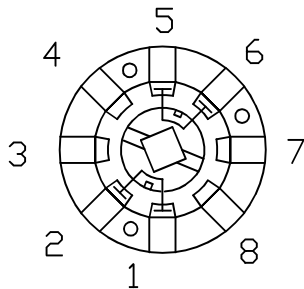
ELECTRICAL RATINGS:

15 A @ 125 VAC
 5 A @ 250 VAC
 3 A @ 600 VAC
 5 A @ 30 VDC
 1 A @ 125 VDC



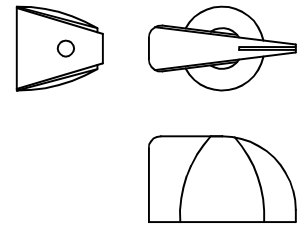
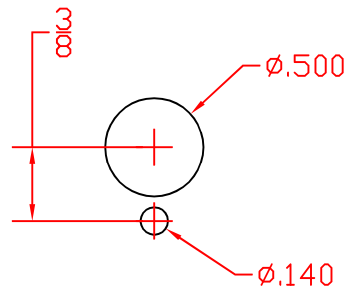
DECK	CONTACTS	POSITION							
		1	2	3	4	5	6	7	8
1	11 — — 12	X				X			
	12 — — 13		X				X		
	13 — — 14			X				X	
	14 — — 15				X				X
	15 — — 16	X				X			
	16 — — 17		X				X		
	17 — — 18			X				X	
	18 — — 11				X				X

DIELECTRIC WITHSTANDING VOLTAGE: 1500 VRMS
 CONTACT RESISTANCE: 10 MILLIOHMS MAX. INITIAL
 INSULATION RESISTANCE: 1000 MEGHOHMS, INITIAL

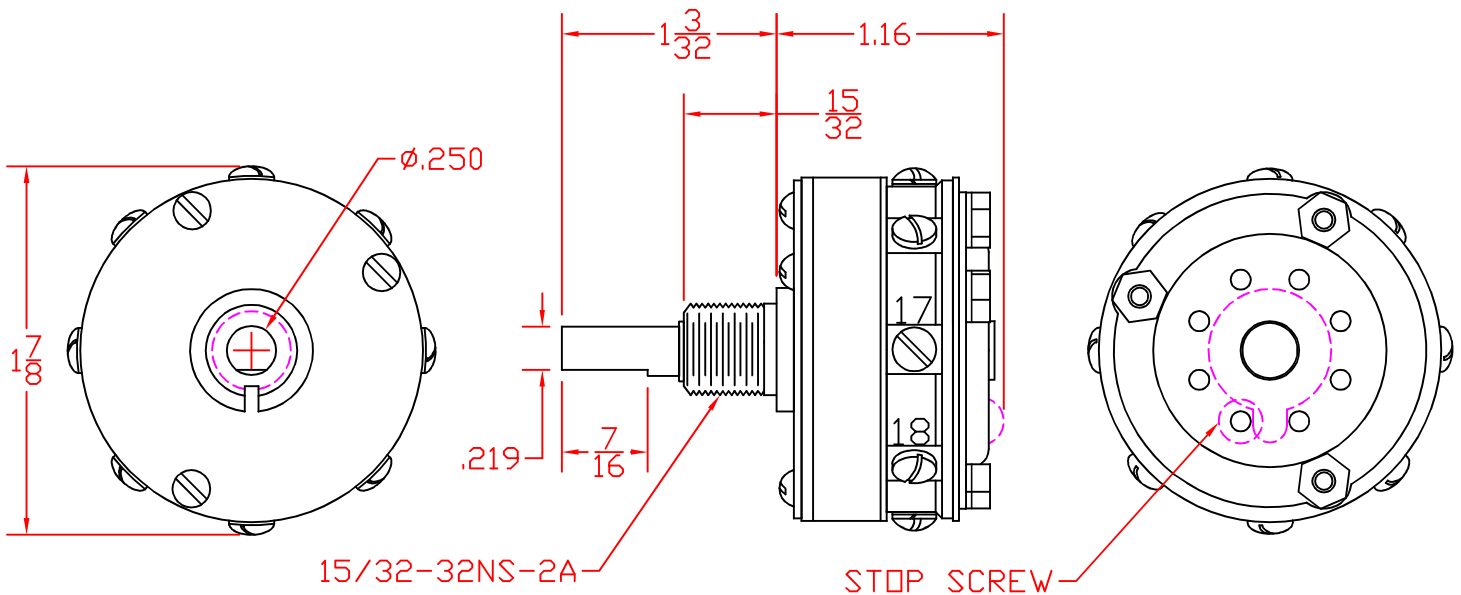


SCHEMATIC DIAGRAM
 CIRCUIT "C"

MOUNTING DIMENSIONS



POINTER KNOB



DESCRIPTION

16C1-B-1



308 COMPONENTS DRIVE
 SMITHFIELD, NC 27577 USA