

SHALLCO SERIES 16 SWITCH
 PART NO: 16A1-B-1
 NO. OF SECTIONS: 1
 INDEXING: 45°
 CIRCUIT: A (SEE SCHEMATIC)
 TYPE ACTION: NONSHORTING
 DETENT: STANDARD
 STOPS INSTALLED: NO
 TERMINALS: SCREW TYPE, HARDWARE SUPPLIED
 PHENOLIC POINTER KNOB: SUPPLIED
 MOUNTING HARDWARE: SUPPLIED

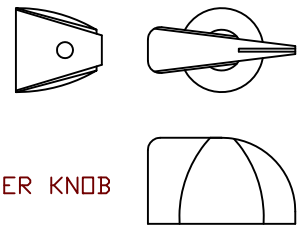
ELECTRICAL RATINGS:

- 15 A @ 125 VAC
- 5 A @ 250 VAC
- 3 A @ 600 VAC
- 5 A @ 30 VDC
- 1 A @ 125 VDC




DECK	CONTACTS	POSITION							
		1	2	3	4	5	6	7	8
1	11								
	12		X						
	13			X					
	14				X				
	15					X			
	16						X		
	17							X	
	18								X

DIELECTRIC WITHSTANDING VOLTAGE: 1500 VRMS
 CONTACT RESISTANCE: 10 MILLIOHMS MAX. INITIAL
 INSULATION RESISTANCE: 1000 MEGOHMS, INITIAL



POINTER KNOB

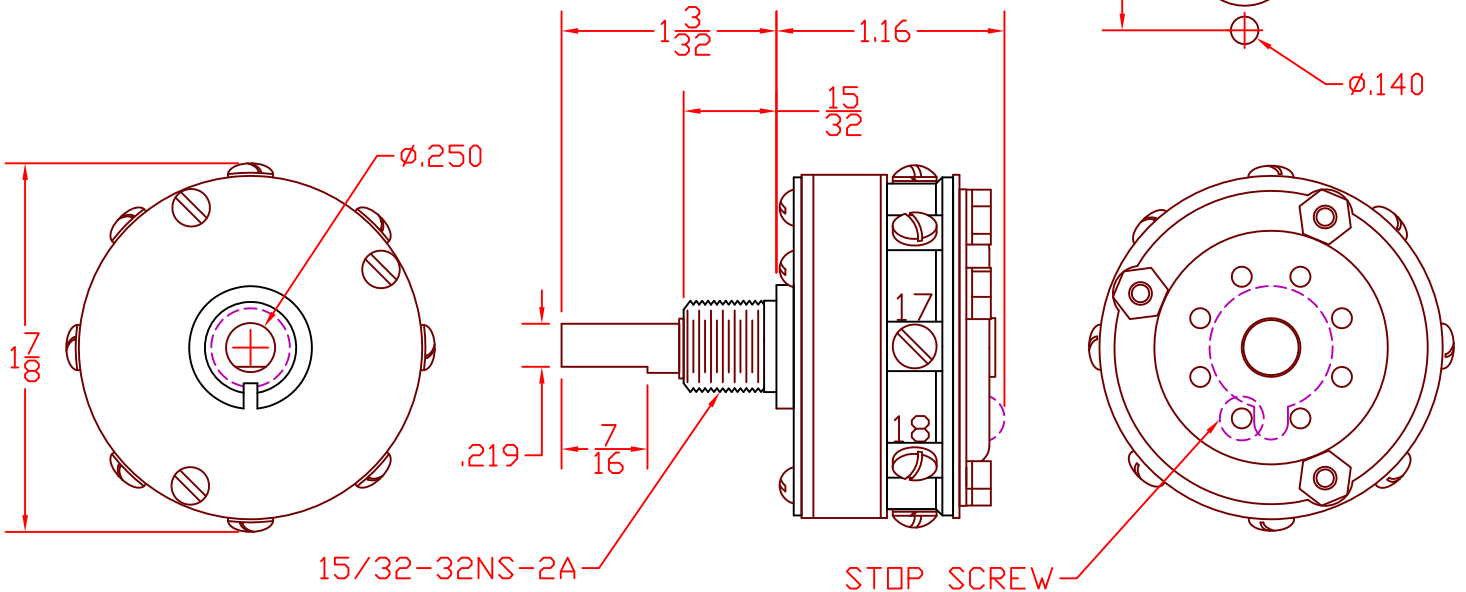


SCHEMATIC DIAGRAM

CIRCUIT "A"

COMMON LOCATED AT TERMINAL 11
 (SWITCH SHOWN IN THE "OFF" POSITION)

MOUNTING DIMENSIONS



DESCRIPTION

16A1-B-1

DRAWN P.DORMAN 5-24-05

SCALE 1X

16A1-B-1

REV. A



308 COMPONENTS DRIVE
 SMITHFIELD, NC 27577 USA

SHEET 1 OF 1