

SHALLCO SERIES 26

Part Number: 2658D 125VDCABC

Description: BREAKER CONTROL SWITCH with Lighted Nameplate (125 VDC)

General:
Meets requirements for 1 - 25 ampere switching of resistive loads to .75 power factor at voltages to 600 V AC and 250 VDC resistive loads

Electrical:

- * Ratings: 25A/120 VAC
- 15A/600 VAC
- 20A/600 VAC (RESISTIVE)
- 3A/125 VDC
- 1A/250 VDC
- * Current carrying capacity: 25 amperes
- * Dielectric Withstanding Voltage: 2200 Vrms
- * Contact Resistance: Initial, 10 milliohms max.
- * Insulation Resistance: 100 Megohms min., initial



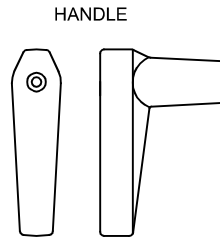
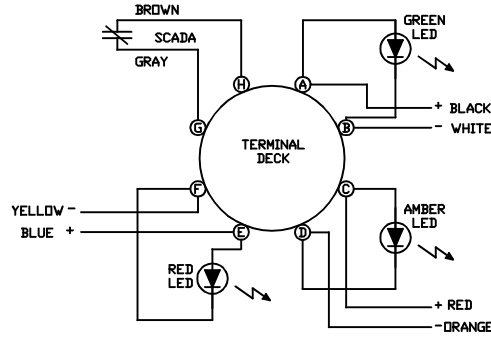
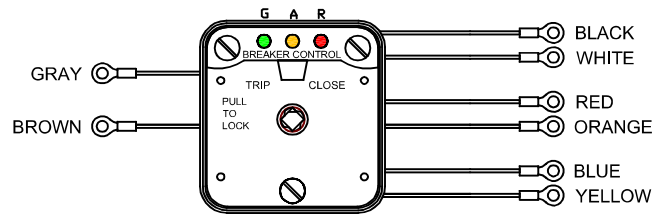
Mechanical:

- * Sections: 6
- * Positions: See contact table
- * Detent type: Decks 1 - 4 spring return with Pull to Lock in extreme counter-clockwise position. Decks 5 and 6 detented slip contacts
- * Indexing: 45°
- * Rotational Life: 65,000 operations

Materials and Finishes:

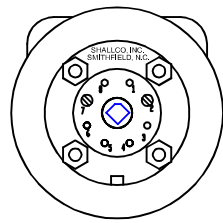
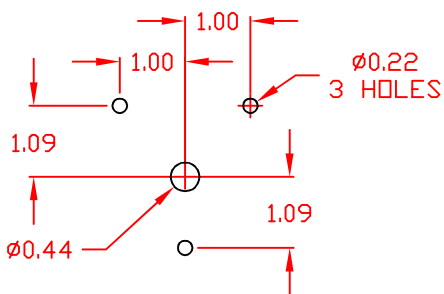
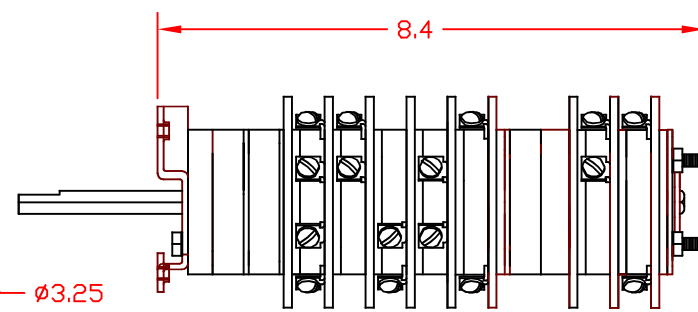
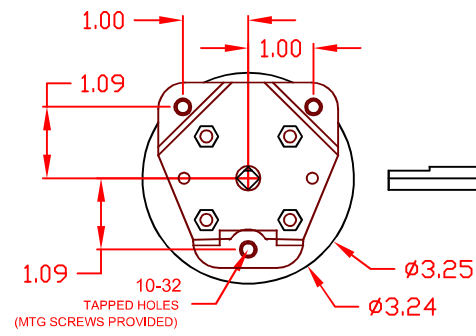
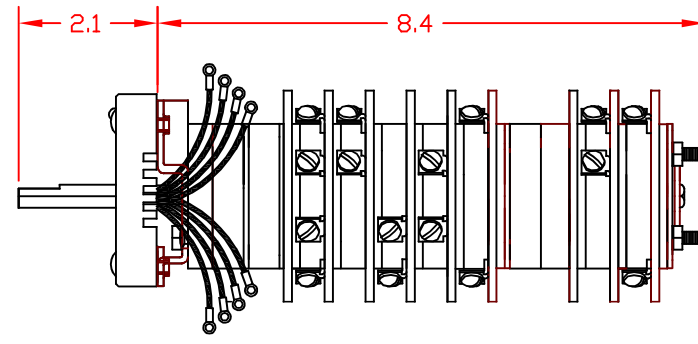
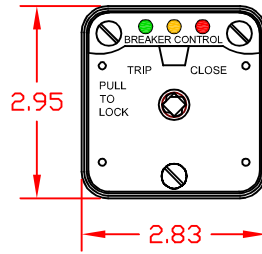
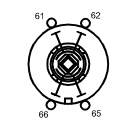
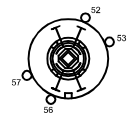
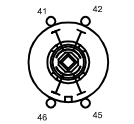
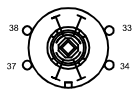
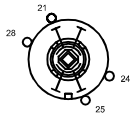
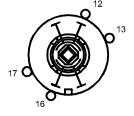
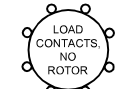
- * Rotors and Stators: Thermoset Plastic, UL 94VO
- * Rotor contacts: Phosphor bronze
- * Stator contacts: Silver plated copper, screw type
- * Terminal hardware: silver plated brass
- * Exterior Metal: Steel with zinc chromate finish
- * Knob: thermoset phenolic

LIGHTED NAMEPLATE
(WIRE LENGTHS APPROX 20 INCHES)



| DECK | CONTACTS | POSITIONS | | | |
|------|-------------|-----------|------|-----|-----|
| | | PULL-TL | TRIP | nal | nbC |
| 1 | 120-I-I-O13 | | | | X |
| | 160-I-I-O17 | | | | X |
| 2 | 210-I-I-O28 | X | | | |
| | 240-I-I-O25 | X | | | |
| 3 | 330-I-I-O34 | X | | | |
| | 370-I-I-O38 | X | | | |
| 4 | 410-I-I-O42 | | X | X | |
| | 450-I-I-O46 | | X | X | |
| 5 | 520-I-I-O53 | | | X | X |
| | 560-I-I-O57 | | | X | X |
| 6 | 610-I-I-O62 | X | X | | |
| | 650-I-I-O66 | X | X | | |

CONTACT TABLE



2658D 125VDCABC



308 COMPONENTS DRIVE
SMITHFIELD, NC 27577 USA