

SHALLCO SERIES 16 SWITCH

PART NO: 16A4-B-8

NO. OF SECTIONS: 8

INDEXING: 45°

CIRCUIT: A (SEE SCHEMATIC)

TYPE ACTION: NON-SHORTING

DETENT: STANDARD

STOPS INSTALLED: NO

TERMINALS: SCREW TYPE, HARDWARE SUPPLIED

PHENOLIC POINTER KNOB: SUPPLIED

MOUNTING HARDWARE: SUPPLIED

ELECTRICAL RATINGS:

15 A @ 125 VAC

5 A @ 250 VAC

3 A @ 600 VAC

5 A @ 30 VDC

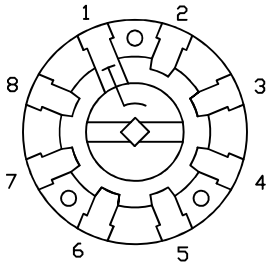
1 A @ 125 VDC



DIELECTRIC WITHSTANDING VOLTAGE: 1500 VRMS  
 CONTACT RESISTANCE: 10 MILLIOHMS MAX. INITIAL  
 INSULATION RESISTANCE: 1000 MEGOHMS, INITIAL

REVISIONS			
LTR	DESCRIPTION	DATE	APP'D

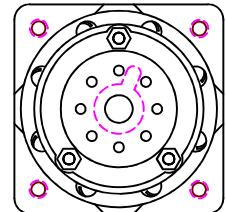
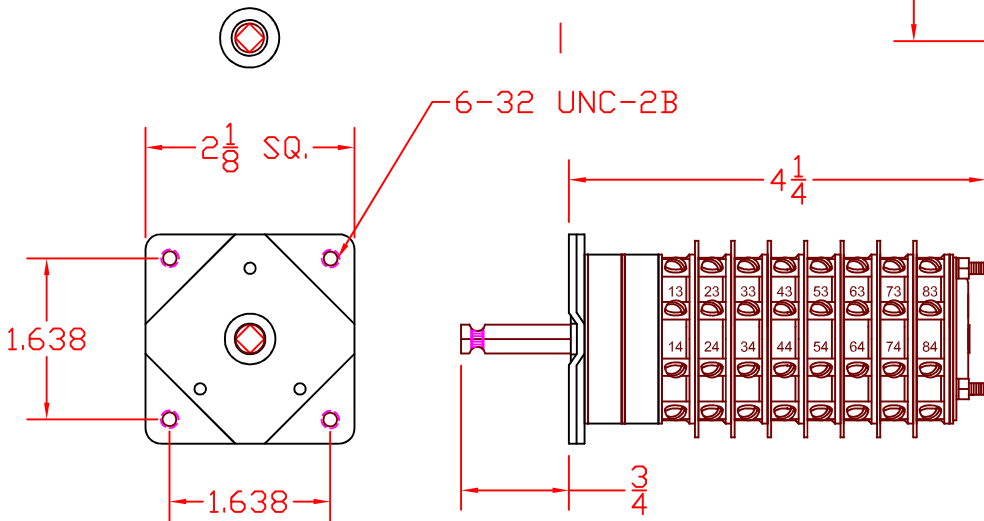
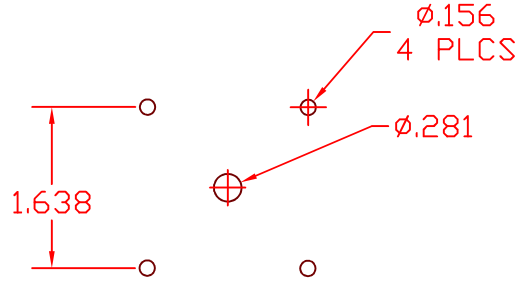
DECK	CONTACTS	POSITION							
		1	2	3	4	5	6	7	8
1	11								
	12	X							
	13		X						
	14			X					
	15				X				
	16					X			
	17						X		
	18							X	
2	21								
	22	X							
	23		X						
	24			X					
	25				X				
	26					X			
	27						X		
	28							X	
3	31								
	32	X							
	33		X						
	34			X					
	35				X				
	36					X			
	37						X		
	38							X	
4	41								
	42	X							
	43		X						
	44			X					
	45				X				
	46					X			
	47						X		
	48							X	
5	51								
	52	X							
	53		X						
	54			X					
	55				X				
	56					X			
	57						X		
	58							X	
6	61								
	62	X							
	63		X						
	64			X					
	65				X				
	66					X			
	67						X		
	68							X	
7	71								
	72	X							
	73		X						
	74			X					
	75				X				
	76					X			
	77						X		
	78							X	
8	81								
	82	X							
	83		X						
	84			X					
	85				X				
	86					X			
	87						X		
	88							X	



SCHEMATIC DIAGRAM

CIRCUIT "A"  
 TYPICAL FOR ALL 8 DECKS

MOUNTING DIMENSIONS



DESCRIPTION

16A4-B-8

APPROVED P.DORMAN 5-23-05

SCALE: .5X

16A4-B-8

REV. -



308 COMPONENTS DRIVE  
 SMITHFIELD, NC 27577 USA

SHEET 1 OF 1